

RCH-Series, Hollow Plunger Cylinders




▼ Shown from left to right: RCH-306, RCH-120, RCH-1003

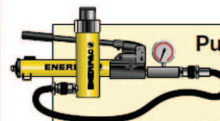


- Hollow plunger design allows for both pull and push forces
- Single-acting, spring return
- Nickel-plated, floating center tube on models over 20 ton increases product life
- Baked enamel finish for increased corrosion resistance
- Collar threads for easy fixturing
- RCH-120 includes AR-630 coupler and has 1/4" NPT port
- RCH-121 and RCH-1211 have FZ-1630 reducer and AR-630 coupler, all other models feature CR-400 coupler

▼ Two RCH-121 cylinders (13 ton) are used here to clamp this large die. The hollow plunger allows fixturing the slot bolt.



Versatility in Testing, Maintenance and Tensioning Applications



Pump and Cylinder Sets

All cylinders marked with an * are available as sets (cylinder, gauge, couplers, hose and pump) for your ordering convenience.

Page: 52



Hoses

Enerpac offers a complete line of high quality hydraulic hoses. To ensure the integrity of your system, specify only Enerpac hydraulic hoses.

Page: 106



Saddles

Most RCH-Series cylinders are equipped with smooth saddles. See table at next page for optional threaded saddles and all dimensional information.

Page: 21

Cylinder Capacity	Stroke	Model Number	Cyl. Effect. Area	Oil Cap.
ton (kN)	(mm)		(cm ²)	(cm ³)
13 (125)	8	RCH-120	17,9	14
	42	RCH-121*	17,9	75
	42	RCH-1211	17,9	75
	76	RCH-123	17,9	136
20 (215)	49	RCH-202*	30,7	150
	155	RCH-206	30,7	476
30 (326)	64	RCH-302*	46,6	298
	155	RCH-306	46,6	722
60 (576)	76	RCH-603*	82,3	626
	153	RCH-606	82,3	1259
95 (931)	76	RCH-1003*	133,0	1011

* Available as set, see note on this page.

We offer a Full Range of Hydraulic Products from a comprehensive range of manufacturers to bring you the products and systems most suited to your applications



Single-Acting, Hollow Plunger Cylinders

Optional Heat Treated Hollow Saddles					
Saddle Type	Cylinder Model Number	Saddle Model Nr.	Saddle Dimensions (mm)		
			A	B	C
Threaded Hollow	RCH-202, 206	HP-2015	53	1" - 8	9
	RCH-302, 306	HP-3015	63	1 1/4" - 7	9
	RCH-603, 606	HP-5016	91	1 5/8" - 5 1/2	12
	RCH-1003	HP-10016	126	2 1/2" - 8	13

Smooth hollow saddles are standard on all RCH-models (except RCH-120, RCH-1211).

RCH Series

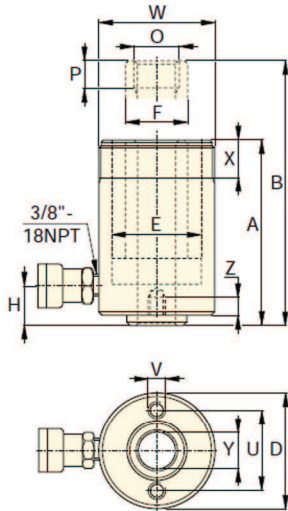


Capacity:
13-95 ton

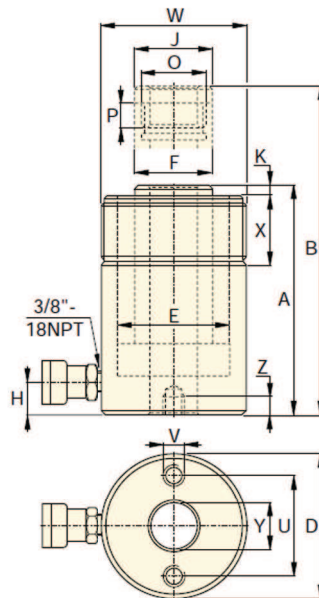
Stroke:
8-155 mm

Maximum Operating Pressure:
700 bar

RCH-121 and RCH-1211 have a 47 mm dia. boss that protrudes 6 mm from base.



RCH-120 to RCH-123 models



RCH-202 to RCH-1003 models

Base Mounting Hole Dimensions (mm)			
Model Number	Bolt Circle	Thread	Thread Depth
	U	V	Z
RCH-120	50,8	5/16" - 18 UNC	9,0
RCH-121	-	-	-
RCH-1211	-	-	-
RCH-123	50,8	5/16" - 18 UNC	12,7
RCH-202	82,6	3/8" - 16 UNC	9,4
RCH-206	82,6	3/8" - 16 UNC	9,4
RCH-302	92,2	3/8" - 16 UNC	14,0
RCH-306	92,2	3/8" - 16 UNC	14,0
RCH-603	130,3	1/2" - 13 UNC	14,0
RCH-606	130,3	1/2" - 13 UNC	14,0
RCH-1003	177,8	5/8" - 11 UNC	19,0

Coll. Height	Ext. Height	Out. Dia.	Cyl. Bore Dia.	Plgr. Dia.	Cyl. Base to Advance Port	Saddle Dia.	Saddle Protr. from Plgr.	Plunger Internal Thread	Plunger Thread Length	Collar Thread	Collar Thread Length	Center Hole Dia.	Weight (kg)	Model Number
A	B	D	E	F	H	J	K	O	P	W	X	Y		
55	63	69	54,1	35,1	9	-	-	3/4" - 16 UN	16	2 3/4" - 16	30	19,6	1,5	RCH-120
120	162	69	54,1	35,1	19	-	-	-	-	2 3/4" - 16	30	19,6	2,8	RCH-121*
120	162	69	54,1	35,1	19	-	-	3/4" - 16 UN	16	2 3/4" - 16	30	19,6	2,8	RCH-1211
184	260	69	54,1	35,1	19	-	-	-	-	2 3/4" - 16	30	19,6	4,4	RCH-123
162	211	98	73,1	54,1	19	54	9,7	1 9/16" - 16 UN	19	3 7/8" - 12	38	26,9	7,7	RCH-202*
306	461	98	73,1	54,1	25	54	9,7	1 9/16" - 16 UN	19	3 7/8" - 12	38	26,9	14,1	RCH-206
178	242	114	88,9	63,5	21	63	9,0	1 13/16" - 16 UN	22	4 1/2" - 12	42	33,3	10,9	RCH-302*
330	485	114	88,9	63,5	25	63	9,0	1 13/16" - 16 UN	22	4 1/2" - 12	42	33,3	21,8	RCH-306
247	323	159	123,9	91,9	31	91	12,0	2 3/4" - 16 UN	19	6 1/4" - 12	48	53,8	28,1	RCH-603*
323	476	159	123,9	91,9	31	91	12,0	2 3/4" - 16 UN	19	6 1/4" - 12	48	53,8	35,4	RCH-606
254	330	212	165,1	127,0	38	126	12,0	4" - 16 UN	25	8 3/8" - 12	60	79,0	63,0	RCH-1003*

We offer a Full Range of Hydraulic Products from a comprehensive range of manufacturers to bring you the products and systems most suited to your applications

